

TREASURER'S REPORT

City of Upland - Successor Agency - Public Financing Authority

**For Period Ended
August 31, 2024**

Investment Portfolio	Cost	Par Value	Market Value	% of Portfolio
State Local Agency Investment Fund	1,259,882	1,259,882	1,273,693	1.0%
California Asset Management Plan	23,583,738	23,583,738	23,583,738	19.1%
Negotiable Certificates of Deposit	23,664,734	23,654,000	23,589,222	19.1%
Money Market Fund	365,257	365,257	365,257	0.3%
Municipal Bonds	3,544,856	3,555,000	3,573,166	2.9%
Government Agency Securities	68,076,661	68,625,000	66,664,536	53.9%
US Treasury	4,593,925	4,750,000	4,621,215	3.7%
Total Investments	\$ 125,089,053	\$ 125,792,877	\$ 123,670,828	100.0%

Weighted Average Days to Maturity	593.57
Blended Yield:	2.98%

Cash	Cost	Market Value
Bank Accounts and Change Funds	3,277,829	3,277,829
Total Cash	\$ 3,277,829	\$ 3,277,829

Total Cash and Investments	\$ 128,366,882	\$ 126,948,657
-----------------------------------	-----------------------	-----------------------

PARS Investment Portfolio	Cost	Market Value
115 Trust-OPEB Investment	1,800,968	2,360,733
115 Trust-Pension Investment	7,457,904	8,330,830
Total Restricted Funds Held in Trust	\$ 9,258,872	\$ 10,691,564

Benchmarks:	
LAIF	4.58%
CAMP	5.42%
2yr U.S. Treasury	3.91%
5yr U.S. Treasury	3.71%

Restricted Funds with Fiscal Agent	Book Value	Market Value
Water Revenue Bonds 2022	15,501,821	15,501,821
Water System Lease Revenue Refunding Bonds 2021	-	-
Successor Agency TARBS 2013/2016-Merged Project	2,618,344	2,618,344
Colonies CFD Area #1 2022	1,497,100	1,497,100
Colonies CFD Area #2 2015	2,429,242	2,429,242
Upland 54 CFD 2004	226,002	226,002
Sycamore Hills CFD 2015-1	1,115,102	1,115,102
Harvest at Upland CFD 2016-1 Area #1	914,107	914,107
Harvest at Upland CFD 2016-1 Area #2	2,568,647	2,568,647
Enclave at Upland CFD 2022-1	4,160,128	4,160,128
Sycamore Hills CFD 2015-1-2 STB 2022A	1,135,802	1,135,802
Total Restricted Funds	\$ 32,166,295	\$ 32,166,295


- I hereby certify that the investments are in compliance with the investment policy adopted by the City Council in June 10, 2024.
- The City has the ability to meet its budgeted expenditures for the next six months.
- The market values for funds held in banking institutions do not change. The amounts listed as market values for these items are the same as their book values.
- The book value for the State Pool is the withdrawal value provided by the State Treasurer. The market value of funds held by the State Treasurer equates to the City's pro-rata share of the market value of the entire State Pool.
- Sources for current market valuation are Account Statements and the Wall Street Journal GNMA Mortgage rates on the last trading day of the month.
- This report meets the requirements of Government Code Section 53646.

DocuSigned by:

 Assistant City Manager (Finance Director)

9/18/2024 | 6:29 AM PDT

Date

DocuSigned by:

 City Treasurer

9/23/2024 | 1:26 PM PDT

Date

TREASURER'S REPORT

City of Upland - Successor Agency - Public Financing Authority

State Local Agency Investment Fund

**For Period Ended
August 31, 2024**

Fund or Account		Account Balance	
City	98-36-942	<u>1,259,882</u>	Market Value
	Totals	<u>\$ 1,259,882</u>	<u>\$ 1,273,693</u>
Yield for Period Ended	8/31/2024	<u>4.58%</u>	

TREASURER'S REPORT
 City of Upland - Successor Agency - Public Financing Authority
California Asset Management Plan

**For Period Ended
 August 31, 2024**

Fund or Account		Account Balance	
City of Upland	6113-001	<u>23,583,738</u>	Market Value
	Totals	<u>\$ 23,583,738</u>	<u>\$ 23,583,738</u>
Yield for Period Ended	8/31/2024		5.42%

TREASURER'S REPORT

City of Upland - Successor Agency - Public Financing Authority

US Bank Investments

**For Period Ended
August 31, 2024**

Investment Name	CUSIP	Cost	Par Value	Market Value	Stated Rate	Maturity Date
<u>Negotiable Certificates of Deposit</u>						
A+ FCU CD	00224TAN6	250,000	250,000	251,735	4.67%	02/17/2026
Alabama CU CD	01025RAF6	250,000	250,000	252,455	5.00%	12/22/2025
Ally Bank Utah CD	02007GH22	250,000	250,000	250,060	4.65%	12/22/2025
American Equity Bank CD	02568KAJ4	250,000	250,000	235,693	0.74%	05/27/2026
American Exp CD	02589AEZ1	250,000	250,000	256,843	4.47%	09/13/2028
Arsenal CU CD	04288LAA6	248,000	248,000	248,012	5.10%	01/25/2025
BMW Bank North America CD	05580AXF6	250,000	250,000	239,978	0.52%	09/25/2025
Bank Hapoalim CD	06251A6Z8	244,000	244,000	252,142	4.35%	05/21/2029
The Bank of the Valley CD	06543PCN3	250,000	250,000	249,053	0.35%	09/30/2024
BankUnited NA CD	066519RW1	249,000	249,000	234,827	1.43%	12/08/2026
Baxter CU CD	07181JAY0	250,000	250,000	253,083	4.44%	01/25/2027
Burke Herbert Finanical Services CD	121331AT9	249,000	249,000	249,129	4.75%	02/13/2026
California CD	130162BB5	250,000	250,000	253,680	5.57%	10/27/2025
Capital One NA CD	14042RQN4	250,000	250,000	235,270	1.33%	12/08/2026
Chartway FCU CD	16141BAD3	248,000	248,000	250,383	5.00%	12/16/2025
City FCU Tax CD	17783PAJ0	249,000	249,000	250,183	3.93%	01/12/2029
City National Bank CD	178180GU3	250,000	250,000	250,323	4.34%	01/12/2026
Clearpath FCU CD	18507MAB7	250,000	250,000	250,145	5.10%	04/27/2026
Communitywide FCU CD	20416TAX0	250,000	250,000	251,433	4.67%	01/06/2026
Connex CU CD	208212BD1	250,000	250,000	254,545	5.30%	03/18/2026
Connexus CU CD	20825WBR0	250,000	250,000	251,145	5.13%	06/23/2025
Continental Bank CD	211163MG2	250,000	250,000	233,798	0.64%	08/24/2026
Customers Bank CD	23204HPB8	250,000	250,000	255,488	4.40%	06/14/2028
Discover Bank CD	254676AR0	250,000	250,000	257,443	4.51%	09/18/2028
Dort FCU CD	25844MBC1	250,000	250,000	253,755	4.73%	06/22/2026
Empower FCU CD	291916AE4	250,000	250,000	257,488	5.29%	10/23/2026
Enerbank USA CD	29278TMR8	250,000	250,000	246,955	1.82%	01/29/2025
Essential CU CD	29669XAP3	250,000	250,000	255,110	4.60%	06/15/2027
Fahey Banking Co CD	303117DGG	250,000	250,000	250,118	3.90%	01/12/2028
Fifth Third Bank CD	316777YV7	236,000	236,000	236,104	5.50%	10/17/2024
First Carolina Bank CD	31944MBJ3	250,000	250,000	237,955	0.52%	12/23/2025
First Farmers Bank & Trust CD	320165JK0	246,682	235,000	234,885	1.75%	09/04/2024
First Foundation Bank CD	32026U5U6	244,000	244,000	252,147	4.45%	05/22/2029
FirstBank of Nebraska CD	32116PAR9	248,000	248,000	231,825	0.64%	08/27/2026
1st Security Bank of Washington CD	33625CDR7	250,000	250,000	243,253	0.31%	04/16/2025
1st Source Bank CD	33646CNW0	250,000	250,000	250,218	4.60%	01/19/2027
First Technology FCU CD	33715LEB2	249,000	249,000	247,202	3.67%	08/05/2027
Freedom Bk of Virginai CD	35633MCT7	250,000	250,000	250,060	4.80%	02/17/2026
General Electric CU CD	369674CJ3	250,000	250,000	250,285	5.00%	02/14/2025
Generations Bank C D	37149CAV9	250,000	250,000	244,678	3.17%	05/06/2027
Gesa CU CD	37424PAH7	250,000	250,000	255,563	5.13%	07/31/2026
Global FCU CD	37892MAM6	248,000	248,000	251,899	4.92%	06/16/2026
Great Midwest CD	39083PDQ2	249,000	249,000	256,288	4.13%	04/27/2029
Greenstate CU CD	39573LCC0	250,000	250,000	239,783	0.94%	11/24/2025
Ideal CU CD	45157PAY6	125,000	125,000	124,520	4.01%	08/29/2025
Industrial Commercial Bank China CD	45581ECJ8	250,000	250,000	243,993	0.46%	03/31/2025
InFirst FCU CD	45673RAA9	236,675	249,000	247,110	1.86%	11/27/2024
Insight CU CD	45791JAC0	250,000	250,000	250,053	5.10%	02/27/2025

TREASURER'S REPORT

City of Upland - Successor Agency - Public Financing Authority

US Bank Investments

**For Period Ended
August 31, 2024**

Investment Name	CUSIP	Cost	Par Value	Market Value	Stated Rate	Maturity Date
Iriquois Fed CD	46355PDQ8	249,000	249,000	254,732	4.59%	09/17/2027
Jeanne D Arc CD	472207AK5	249,000	249,000	253,908	4.31%	07/31/2028
JPMorgan Chase Bank CD	48128URC5	250,000	250,000	238,950	0.52%	11/10/2025
Kemba FCU CD	48836LBK7	248,000	248,000	248,932	5.38%	05/29/2029
Keypoint CU CD	49332PAC4	248,000	248,000	248,293	5.39%	12/27/2024
Liberty FED CD	53052LAU3	248,000	248,000	248,883	5.08%	06/09/2025
Live Oak Banking Company CD	538036NV2	250,000	250,000	240,233	0.57%	09/16/2025
Magnolia Bank Inc CD	559582AP6	250,000	250,000	247,268	0.35%	11/25/2024
Malaga Bank CD	56102ABK1	250,000	250,000	233,373	0.91%	11/19/2026
Manufacturers Traders Trust Co CD	564759RJ9	244,000	244,000	243,966	4.90%	12/09/2024
Medallion Bank CD	58404DGK1	250,000	250,000	245,240	1.32%	03/27/2025
Meritrust FCU MTN CD	59001PAR0	225,000	225,000	222,480	3.23%	06/30/2025
Merrick Bank CD	59013KFH4	250,000	250,000	246,890	1.77%	01/31/2025
Milestone Bk CD	59934MAK4	244,000	244,000	246,425	4.36%	12/15/2026
Morgan Stanley CD	61690DRE0	244,000	244,000	252,669	4.49%	05/22/2029
Morgan Stanley CD	61768E4B6	244,000	244,000	252,669	4.49%	05/22/2029
NBC Bancorp Inc CD	633398AA0	248,000	248,000	252,124	4.77%	09/14/2026
New York Community Bank CD	649447UY3	250,000	250,000	241,718	0.52%	07/01/2025
Optum Bank Draper CD	68405VAU3	244,000	244,000	249,424	4.60%	09/13/2027
Pacific Western Bank CD	69506YYX1	243,000	243,000	243,080	5.15%	11/12/2024
Partners Bank of California CD	70212YAZ5	250,000	250,000	244,713	1.02%	04/02/2025
Pentagon FCU CD	70962LAJ1	250,000	250,000	249,878	0.50%	09/03/2024
People's Bank CD	710275AH1	250,000	250,000	250,448	4.04%	01/12/2027
Popular Bank CD	73317ABL5	250,000	250,000	249,495	4.11%	01/08/2026
Poppy Bank CD	73319FAF6	235,893	229,000	224,564	1.12%	03/18/2025
Preferred CU CD	74043RAA2	250,000	250,000	257,863	4.85%	09/15/2027
Red Crown Fed CD	756558AB8	200,000	200,000	205,692	5.25%	10/13/2026
Rogue CU CD	77535MAG8	250,000	250,000	250,183	5.20%	12/23/2027
Solarity CU CD	83418NAG6	248,000	248,000	252,189	4.97%	06/23/2026
Southeast Bank CD	84133PFC7	250,000	250,000	241,918	0.46%	06/17/2025
Southern First CD	84287PJB9	244,000	244,000	253,955	4.66%	10/17/2028
Souther States Bank CD	843879EZ6	249,000	249,000	248,694	4.46%	04/14/2025
Spokane Teachers CD	849061AC0	248,000	248,000	248,875	5.63%	01/28/2025
State Bank of India CD	856285RS2	252,625	250,000	248,170	2.06%	11/27/2024
State Employees CD	85678LAA3	249,000	249,000	254,593	4.69%	05/24/2027
Tandem Bank CD	87537YAB0	250,000	250,000	242,300	0.57%	06/23/2025
Technology CU CD	87868YAH6	248,000	248,000	248,171	5.10%	07/21/2025
Texas Exchange Bank CD	88241TMG2	249,000	249,000	234,130	1.22%	11/13/2026
Third Federal Savings & Loan CD	88413QDE5	250,000	250,000	243,093	0.82%	05/23/2025
Toyota Financial Savings Bank CD	89235MLE9	249,860	248,000	233,946	1.01%	07/29/2026
True Sky Credit CD	89786MAH7	250,000	250,000	254,503	4.42%	11/30/2027
TTCU Federal CU CD	89854LAD5	250,000	250,000	260,338	4.80%	07/26/2028
Tucson FCU CD	898812AC6	250,000	250,000	260,683	4.79%	09/08/2028
USAlliance FCU CD	90352RCD5	100,000	100,000	96,050	1.40%	01/28/2026
USAlliance FCU CD	90352RDL6	149,000	149,000	154,866	4.52%	06/28/2029
Union Bank CD	90520VAX1	250,000	250,000	236,548	0.63%	03/19/2026
Utah First CD	91739JAJ4	249,000	249,000	256,839	4.41%	04/30/2029
Vibrant CU CD	92559TAL2	248,000	248,000	252,365	5.26%	03/20/2026
WebBank Salt CD	947547NT8	248,000	248,000	244,826	1.01%	12/30/2024

TREASURER'S REPORT

City of Upland - Successor Agency - Public Financing Authority

US Bank Investments

**For Period Ended
August 31, 2024**

Investment Name	CUSIP	Cost	Par Value	Market Value	Stated Rate	Maturity Date
Negotiable Certificates of Deposit Subtotal		\$ 23,664,734	\$ 23,654,000	\$ 23,589,222		
Cash and Equivalents (Money Market Fund)						
First American Govt OB Fund-Y	31846V203	365,257	365,257	365,257	4.89%	
Money Market Fund Subtotal		\$ 365,257	\$ 365,257	\$ 365,257		
Municipal Bond Fund						
Burbank Glendale, CA	120827EJ5	2,029,661	1,990,000	2,059,491	4.96%	07/01/2029
Klamath Trinity, CA - 2021 B	498422JJ4	15,075	15,000	14,578	1.57%	08/01/2025
Riverside Cnty, CA	76913CBA6	950,120	1,000,000	973,320	2.94%	02/15/2026
San Bernardino, CA	796720PA2	300,000	300,000	289,995	0.86%	08/01/2025
San Bernardino, CA	796720PB0	250,000	250,000	235,783	1.16%	08/01/2026
Municipal Bond Fund Subtotal		\$ 3,544,856	\$ 3,555,000	\$ 3,573,166		
Government Securities						
Federal Home Ln Bks DEB	3130AKLH7	1,500,000	1,500,000	1,440,765	0.78%	12/30/2025
Federal Home Ln Bks DEB	3130AKQX7	2,000,000	2,000,000	1,904,460	0.73%	01/28/2026
Federal Home Ln Bks DEB	3130AKWK8	2,000,000	2,000,000	1,896,760	0.54%	02/12/2026
Federal Home Ln Bks DEB	3130AL6A7	1,000,000	1,000,000	950,800	0.84%	02/26/2026
Federal Home Ln Bks DEB	3130AL6L3	1,000,000	1,000,000	950,460	0.66%	02/26/2026
Federal Home Ln Bks DEB	3130ALN34	1,100,000	1,100,000	1,075,316	0.72%	03/24/2025
Federal Home Ln Bks DEB	3130ALPJ7	1,000,000	1,000,000	968,070	0.85%	06/30/2025
Federal Home Ln Bks DEB	3130ALZ80	1,300,000	1,300,000	1,260,987	0.77%	04/29/2026
Federal Home Ln Bks DEB	3130AMBD3	1,500,000	1,500,000	1,442,940	1.04%	05/12/2026
Federal Home Ln Bks DEB	3130AMET5	2,000,000	2,000,000	1,931,500	1.03%	05/27/2026
Federal Home Ln Bks DEB	3130AMZP0	1,500,000	1,500,000	1,469,880	0.66%	02/28/2025
Federal Home Ln Bks DEB	3130AN3R9	1,500,000	1,500,000	1,418,925	1.19%	07/20/2026
Federal Home Ln Bks DEB	3130APJ55	1,600,000	1,600,000	1,507,952	1.32%	10/26/2026
Federal Home Ln Bks DEB	3130APU37	1,500,000	1,500,000	1,412,265	1.38%	11/24/2026
Federal Home Ln Bks DEB	3130APV51	2,000,000	2,000,000	1,934,260	1.29%	11/24/2026
Federal Home Ln Bks DEB	3130AQ5D1	1,500,000	1,500,000	1,440,780	1.25%	12/22/2025
Federal Home Ln Bks DEB	3130AQD59	1,250,000	1,250,000	1,246,063	1.00%	09/30/2024
Federal Home Ln Bks DEB	3130ARCL3	1,000,000	1,000,000	962,990	2.59%	03/30/2027
Federal Home Ln Bks DEB	3130ARKL4	591,600	600,000	605,592	3.21%	04/21/2027
Federal Home Ln Bks DEB	3130AUS54	1,500,000	1,500,000	1,498,935	5.00%	02/17/2026
Federal Home Ln Bks DEB	3130AUS70	1,500,000	1,500,000	1,499,070	5.00%	08/15/2025
Federal Home Ln Bks DEB	3130AUS88	1,500,000	1,500,000	1,498,515	5.00%	02/16/2028
Federal Home Ln Bks DEB	3130AWBZ2	998,300	1,000,000	1,006,470	4.08%	06/11/2027
Federal Home Ln Bks DEB	3130AWTR1	1,991,760	2,000,000	2,042,500	4.26%	09/08/2028
Fed Home Ln Mort Corp #WN1356	3132XFQJ0	1,481,250	1,500,000	1,505,100	4.26%	04/01/2029
Fed Home Ln Mort Corp #WN2560	3132XGZ25	994,688	1,000,000	1,007,660	4.79%	01/01/2029
Federal Farm Credit Bks DEB	3133EMBK7	1,500,000	1,500,000	1,463,250	0.46%	04/07/2025
Federal Farm Credit Bks DEB	3133EMER9	1,500,000	1,500,000	1,472,010	0.48%	01/27/2025

TREASURER'S REPORT

City of Upland - Successor Agency - Public Financing Authority

US Bank Investments

**For Period Ended
August 31, 2024**

Investment Name	CUSIP	Cost	Par Value	Market Value	Stated Rate	Maturity Date
Federal Farm Credit Bks DEB	3133EMTQ5	1,100,000	1,100,000	1,076,944	0.71%	03/17/2025
Federal Farm Credit Bks DEB	3133ENAF7	1,235,150	1,250,000	1,172,938	1.06%	10/07/2026
Federal Farm Credit Bks DEB	3133ENHW3	1,250,000	1,250,000	1,215,725	1.20%	06/23/2025
Federal Farm Credit Bks DEB	3133EPN50	998,000	1,000,000	1,018,210	4.15%	12/15/2028
Federal Farm Credit Bks DEB	3133EPPR0	750,803	750,000	756,030	4.58%	04/10/2026
Federal Home Ln Corp MTN	3134GW4C7	1,379,420	1,400,000	1,308,426	0.85%	10/27/2026
Federal Home Ln Corp MTN	3134GWH82	1,500,000	1,500,000	1,442,220	0.65%	09/08/2025
Federal Home Ln Corp MTN	3134GWUX2	1,500,000	1,500,000	1,494,540	0.38%	09/30/2024
Federal Home Ln Corp MTN	3134GWWT9	1,500,000	1,500,000	1,444,170	0.57%	09/30/2025
Federal Home Ln Corp MTN	3134GWZG4	2,000,000	2,000,000	1,922,800	0.62%	10/20/2025
Federal Home Ln Corp MTN	3134GXAP9	1,500,000	1,500,000	1,439,055	0.62%	11/12/2025
Federal Home Ln Corp MTN	3134GXBM5	1,500,000	1,500,000	1,439,055	0.62%	11/12/2025
Federal Home Ln MTG	3134GYEK4	1,250,000	1,250,000	1,250,088	5.15%	01/27/2026
Fed Natl Mortgage Assoc	3136G4A45	1,500,000	1,500,000	1,448,970	0.73%	07/22/2025
Fed Natl Mortgage Assoc #AN1614	3138LDYL1	1,896,875	2,000,000	1,934,100	2.55%	06/01/2026
Fed Natl Mortgage Assoc #BS5506	3140HVB60	1,886,875	2,000,000	1,875,860	2.87%	08/01/2029
Fed Natl Mortgage Assoc #BS1416	3140LBSE4	594,825	660,000	594,548	1.20%	03/01/2028
Fed Natl Mortgage Assoc #BS5506	3140LGDL3	772,922	825,000	782,463	3.25%	06/01/2029
Fed Natl Mortgage Assoc #BS5552	3140LGE24	1,995,544	2,130,000	2,041,562	3.46%	05/01/2029
Fed Natl Mortgage Assoc #BS8656	3140LKTN3	659,588	660,000	666,758	4.78%	06/01/2028
Fed Natl Mortgage Assoc #BZ0815	3140NU3Z0	1,499,063	1,500,000	1,525,800	4.54%	04/01/2029
Government Securities Subtotal		\$ 68,076,661	\$ 68,625,000	\$ 66,664,536		
US Treasury						
US Treasury Note 2.625%	9128286B1	928,900	1,000,000	953,950	2.73%	02/15/2029
US Treasury Note 0.625%	912828ZE3	220,875	250,000	230,450	0.68%	03/31/2027
US Treasury Note 0.375%	91282CBC4	1,476,450	1,500,000	1,426,815	0.39%	12/31/2025
US Treasury Note 3.750%	91282CJR3	978,600	1,000,000	999,880	3.73%	12/31/2028
US Treasury Note 4.000%	91282CJW2	989,100	1,000,000	1,010,120	3.93%	01/31/2029
US Treasury Subtotal		\$ 4,593,925	\$ 4,750,000	\$ 4,621,215		
Total Portfolio		\$ 100,245,433	\$ 100,949,257	\$ 98,813,396		

TREASURER'S REPORT

City of Upland - Successor Agency - Public Financing Authority

Investment Portfolio

**For Period Ended
August 31, 2024**

August 31, 2024	Market Value	Availability	No. of days until maturity	Weight	Days to maturity weighted average	Total by maturity
Petty Cash	32,898	8/31/2024	0	0.0%	-	
Checking Account	3,207,948	9/1/2024	1	2.5%	0.03	
Utility & Credit Cards Account	36,983	9/1/2024	1	0.0%	0.00	
Total Bank Accounts	3,277,829					3,277,829
State Local Agency Investment Fund	1,273,693	9/1/2024	1	1.0%	0.01	1,273,693
California Asset Management Plan	23,583,738	8/31/2024	0	18.6%	-	23,583,738
First American Govt OB Fund-Y	365,257	9/1/2024	1	0.3%	0.00	
Money Market Accounts	365,257					365,257
Federal Home Ln Bks DEB	1,246,063	9/30/2024	30	1.0%	0.29	
Federal Home Ln Corp MTN	1,494,540	9/30/2024	30	1.2%	0.35	
Government Securities	2,740,603					2,740,603
The Bank of the Valley CD	249,053	9/30/2024	30	0.2%	0.06	
First Farmers Bank & Trust CD	234,885	9/4/2024	4	0.2%	0.01	
Pentagon FCU CD	249,878	9/3/2024	3	0.2%	0.01	
Negotiable Certificates of Deposit	733,815					733,815
						\$ 31,974,935
						1 - 30 days
Fifth Third Bank CD	236,104	10/17/2024	47	0.2%	0.09	
Negotiable Certificates of Deposit	236,104					236,104
						\$ 236,104
						31 - 60 days
InFirst FCU CD	247,110	11/27/2024	88	0.2%	0.17	
Keypoint CU CD	248,293	12/27/2024	118	0.2%	0.23	
Magnolia Bank Inc CD	247,268	11/25/2024	86	0.2%	0.17	
Manufacturers Traders Trust Co CD	243,966	12/9/2024	100	0.2%	0.19	
Pacific Western Bank CD	243,080	11/12/2024	73	0.2%	0.14	
State Bank of India CD	248,170	11/27/2024	88	0.2%	0.17	
Negotiable Certificates of Deposit	1,477,886					1,477,886
						\$ 1,477,886
						61 - 120 days
Federal Farm Credit Bks DEB	1,472,010	1/27/2025	149	1.2%	1.73	
Government Securities	1,472,010					1,472,010
Arsenal CU CD	248,012	1/25/2025	147	0.2%	0.29	
Enerbank USA CD	246,955	1/29/2025	151	0.2%	0.29	
General Electric CU CD	250,285	2/14/2025	167	0.2%	0.33	
Insight CU CD	250,053	2/27/2025	180	0.2%	0.35	
Merrick Bank CD	246,890	1/31/2025	153	0.2%	0.30	
Spokane Teachers CD	248,875	1/28/2025	150	0.2%	0.29	
WebBank Salt CD	244,826	12/30/2024	121	0.2%	0.23	
Negotiable Certificates of Deposit	1,735,896					1,735,896
						\$ 3,207,906
						121 - 180 days
Federal Home Ln Bks DEB	1,075,316	3/24/2025	205	0.8%	1.74	
Federal Home Ln Bks DEB	968,070	6/30/2025	303	0.8%	2.31	
Federal Home Ln Bks DEB	1,469,880	2/28/2025	181	1.2%	2.10	
Federal Home Ln Bks DEB	1,499,070	8/15/2025	349	1.2%	4.12	
Federal Farm Credit Bks DEB	1,463,250	4/7/2025	219	1.2%	2.52	
Federal Farm Credit Bks DEB	1,076,944	3/17/2025	198	0.8%	1.68	
Federal Farm Credit Bks DEB	1,215,725	6/23/2025	296	1.0%	2.83	
Fed Natl Mortgage Assoc	1,448,970	7/22/2025	325	1.1%	3.71	
Government Securities	10,217,225					10,217,225

TREASURER'S REPORT

City of Upland - Successor Agency - Public Financing Authority

Investment Portfolio

**For Period Ended
August 31, 2024**

August 31, 2024	Market Value	Availability	No. of days until maturity	Weight	Days to maturity weighted average	Total by maturity
Connexus CU CD	251,145	6/23/2025	296	0.2%	0.59	
1st Security Bank of Washington CD	243,253	4/16/2025	228	0.2%	0.44	
Ideal CU CD	124,520	8/29/2025	363	0.1%	0.36	
Industrial Commercial Bank China CD	243,993	3/31/2025	212	0.2%	0.41	
Liberty FED CD	248,883	6/9/2025	282	0.2%	0.55	
Medallion Bank CD	245,240	3/27/2025	208	0.2%	0.40	
Meritrust FCU MTN CD	222,480	6/30/2025	303	0.2%	0.53	
New York Community Bank CD	241,718	7/1/2025	304	0.2%	0.58	
Partners Bank of California CD	244,713	4/2/2025	214	0.2%	0.41	
Poppy Bank CD	224,564	3/18/2025	199	0.2%	0.35	
Southeast Bank CD	241,918	6/17/2025	290	0.2%	0.55	
Souther States Bank CD	248,694	4/14/2025	226	0.2%	0.44	
Tandem Bank CD	242,300	6/23/2025	296	0.2%	0.56	
Technology CU CD	248,171	7/21/2025	324	0.2%	0.63	
Third Federal Savings & Loan CD	243,093	5/23/2025	265	0.2%	0.51	
Negotiable Certificates of Deposit	3,514,682					3,514,682
Klamath Trinity, CA - 2021 B	14,578	8/1/2025	335	0.0%	0.04	
San Bernardino, CA	289,995	8/1/2025	335	0.2%	0.77	
Municipal Bonds	304,573					304,573
						\$ 14,036,480
						181 - 1 year
Federal Home Ln Bks DEB	1,440,765	12/30/2025	486	1.1%	5.52	
Federal Home Ln Bks DEB	1,904,460	1/28/2026	515	1.5%	7.73	
Federal Home Ln Bks DEB	1,896,760	2/12/2026	530	1.5%	7.92	
Federal Home Ln Bks DEB	950,800	2/26/2026	544	0.7%	4.07	
Federal Home Ln Bks DEB	950,460	2/26/2026	544	0.7%	4.07	
Federal Home Ln Bks DEB	1,260,987	4/29/2026	606	1.0%	6.02	
Federal Home Ln Bks DEB	1,442,940	5/12/2026	619	1.1%	7.04	
Federal Home Ln Bks DEB	1,931,500	5/27/2026	634	1.5%	9.65	
Federal Home Ln Bks DEB	1,418,925	7/20/2026	688	1.1%	7.69	
Federal Home Ln Bks DEB	1,440,780	12/22/2025	478	1.1%	5.42	
Federal Home Ln Bks DEB	1,498,935	2/17/2026	535	1.2%	6.32	
Federal Farm Credit Bks DEB	756,030	4/10/2026	587	0.6%	3.50	
Federal Home Ln Corp MTN	1,442,220	9/8/2025	373	1.1%	4.24	
Federal Home Ln Corp MTN	1,444,170	9/30/2025	395	1.1%	4.49	
Federal Home Ln Corp MTN	1,922,800	10/20/2025	415	1.5%	6.29	
Federal Home Ln Corp MTN	1,439,055	11/12/2025	438	1.1%	4.97	
Federal Home Ln Corp MTN	1,439,055	11/12/2025	438	1.1%	4.97	
Federal Home Ln MTG	1,250,088	1/27/2026	514	1.0%	5.06	
Fed Natl Mortgage Assoc #AN1614	1,934,100	6/1/2026	639	1.5%	9.74	
Government Securities	27,764,830					27,764,830
A+ FCU CD	251,735	2/17/2026	535	0.2%	1.06	
Alabama CU CD	252,455	12/22/2025	478	0.2%	0.95	
Ally Bank Utah CD	250,060	12/22/2025	478	0.2%	0.94	
American Equity Bank CD	235,693	5/27/2026	634	0.2%	1.18	
BMW Bank North America CD	239,978	9/25/2025	390	0.2%	0.74	
Burke Herbert Finanical Services CD	249,129	2/13/2026	531	0.2%	1.04	
California CD	253,680	10/27/2025	422	0.2%	0.84	
Chartway FCU CD	250,383	12/16/2025	472	0.2%	0.93	
City National Bank CD	250,323	1/12/2026	499	0.2%	0.98	
Clearpath FCU CD	250,145	4/27/2026	604	0.2%	1.19	
Communitywide FCU CD	251,433	1/6/2026	493	0.2%	0.98	
Connex CU CD	254,545	3/18/2026	564	0.2%	1.13	
Continental Bank CD	233,798	8/24/2026	723	0.2%	1.33	
Dort FCU CD	253,755	6/22/2026	660	0.2%	1.32	
First Carolina Bank CD	237,955	12/23/2025	479	0.2%	0.90	
FirstBank of Nebraska CD	231,825	8/27/2026	726	0.2%	1.33	
Freedom Bk of Virginai CD	250,060	2/17/2026	535	0.2%	1.05	
Gesa CU CD	255,563	7/31/2026	699	0.2%	1.41	
Global FCU CD	251,899	6/16/2026	654	0.2%	1.30	
Greenstate CU CD	239,783	11/24/2025	450	0.2%	0.85	
JPMorgan Chase Bank CD	238,950	11/10/2025	436	0.2%	0.82	
Live Oak Banking Company CD	240,233	9/16/2025	381	0.2%	0.72	
Popular Bank CD	249,495	1/8/2026	495	0.2%	0.97	

TREASURER'S REPORT

City of Upland - Successor Agency - Public Financing Authority

Investment Portfolio

**For Period Ended
August 31, 2024**

August 31, 2024	Market Value	Availability	No. of days until maturity	Weight	Days to maturity weighted average	Total by maturity	
Solarity CU CD	252,189	6/23/2026	661	0.2%	1.31		
Toyota Financial Savings Bank CD	233,946	7/29/2026	697	0.2%	1.28		
USAlliance FCU CD	96,050	1/28/2026	515	0.1%	0.39		
Union Bank CD	236,548	3/19/2026	565	0.2%	1.05		
Vibrant CU CD	252,365	3/20/2026	566	0.2%	1.13		
Negotiable Certificates of Deposit	6,743,969						6,743,969
US Treasury Note 0.375%	1,426,815	12/31/2025	487	1.1%	5.47		
US Treasury	1,426,815						1,426,815
Riverside Cnty, CA	973,320	2/15/2026	533	0.8%	4.09		
San Bernardino, CA	235,783	8/1/2026	700	0.2%	1.30		
Municipal Bonds	1,209,103						1,209,103
							\$ 37,144,716
							1- 2 years
Federal Home Ln Bks DEB	1,507,952	10/26/2026	786	1.2%	9.34		
Federal Home Ln Bks DEB	1,412,265	11/24/2026	815	1.1%	9.07		
Federal Home Ln Bks DEB	1,934,260	11/24/2026	815	1.5%	12.42		
Federal Home Ln Bks DEB	962,990	3/30/2027	941	0.8%	7.14		
Federal Home Ln Bks DEB	605,592	4/21/2027	963	0.5%	4.59		
Federal Home Ln Bks DEB	1,006,470	6/11/2027	1014	0.8%	8.04		
Federal Farm Credit Bks DEB	1,172,938	10/7/2026	767	0.9%	7.09		
Federal Home Ln Corp MTN	1,308,426	10/27/2026	787	1.0%	8.11		
Government Securities	9,910,893						9,910,893
BankUnited NA CD	234,827	12/8/2026	829	0.2%	1.53		
Baxter CU CD	253,083	1/25/2027	877	0.2%	1.75		
Capital One NA CD	235,270	12/8/2026	829	0.2%	1.54		
Empower FCU CD	257,488	10/23/2026	783	0.2%	1.59		
Essential CU CD	255,110	6/15/2027	1018	0.2%	2.05		
1st Source Bank CD	250,218	1/19/2027	871	0.2%	1.72		
First Technology FCU CD	247,202	8/5/2027	1069	0.2%	2.08		
Generations Bank C D	244,678	5/6/2027	978	0.2%	1.88		
Malaga Bank CD	233,373	11/19/2026	810	0.2%	1.49		
Milestone Bk CD	246,425	12/15/2026	836	0.2%	1.62		
NBC Bancorp Inc CD	252,124	9/14/2026	744	0.2%	1.48		
People's Bank CD	250,448	1/12/2027	864	0.2%	1.70		
Red Crown Fed CD	205,692	10/13/2026	773	0.2%	1.25		
State Employees CD	254,593	5/24/2027	996	0.2%	2.00		
Texas Exchange Bank CD	234,130	11/13/2026	804	0.2%	1.48		
Negotiable Certificates of Deposit	3,654,658						3,654,658
US Treasury Note 0.625%	230,450	3/31/2027	942	0.2%	1.71		
US Treasury	230,450						230,450
							\$ 13,796,001
							2- 3 years
Federal Home Ln Bks DEB	1,498,515	2/16/2028	1264	1.2%	14.92		
Fed Natl Mortgage Assoc #BS1416	594,548	3/1/2028	1278	0.5%	5.99		
Fed Natl Mortgage Assoc #BS8656	666,758	6/1/2028	1370	0.5%	7.20		
Government Securities	2,759,821						2,759,821
Customers Bank CD	255,488	6/14/2028	1383	0.2%	2.78		
Fahey Banking Co CD	250,118	1/12/2028	1229	0.2%	2.42		
Iriquois Fed CD	254,732	9/17/2027	1112	0.2%	2.23		
Jeanne D Arc CD	253,908	7/31/2028	1430	0.2%	2.86		
Optum Bank Draper CD	249,424	9/13/2027	1108	0.2%	2.18		
Preferred CU CD	257,863	9/15/2027	1110	0.2%	2.25		
Rogue CU CD	250,183	12/23/2027	1209	0.2%	2.38		
True Sky Credit CD	254,503	11/30/2027	1186	0.2%	2.38		
TTCU Federal CU CD	260,338	7/26/2028	1425	0.2%	2.92		
Negotiable Certificates of Deposit	2,286,554						2,286,554
							\$ 5,046,375
							3- 4 years

TREASURER'S REPORT

City of Upland - Successor Agency - Public Financing Authority

Investment Portfolio

**For Period Ended
August 31, 2024**

August 31, 2024	Market Value	Availability	No. of days until maturity	Weight	Days to maturity weighted average	Total by maturity
Federal Home Ln Bks DEB	2,042,500	9/8/2028	1469	1.6%	23.64	
Fed Home Ln Mort Corp #WN1356	1,505,100	4/1/2029	1674	1.2%	19.85	
Fed Home Ln Mort Corp #WN2560	1,007,660	1/1/2029	1584	0.8%	12.57	
Federal Farm Credit Bks DEB	1,018,210	12/15/2028	1567	0.8%	12.57	
Fed Natl Mortgage Assoc #BS5506	1,875,860	8/1/2029	1796	1.5%	26.54	
Fed Natl Mortgage Assoc #BS5506	782,463	6/1/2029	1735	0.6%	10.69	
Fed Natl Mortgage Assoc #BS5552	2,041,562	5/1/2029	1704	1.6%	27.40	
Fed Natl Mortgage Assoc #BZ0815	1,525,800	4/1/2029	1674	1.2%	20.12	
Government Securities	11,799,155					11,799,155
American Exp CD	256,843	9/13/2028	1474	0.2%	2.98	
Bank Hapoalim CD	252,142	5/21/2029	1724	0.2%	3.42	
City FCU Tax CD	250,183	1/12/2029	1595	0.2%	3.14	
Discover Bank CD	257,443	9/18/2028	1479	0.2%	3.00	
First Foundation Bank CD	252,147	5/22/2029	1725	0.2%	3.43	
Great Midwest CD	256,288	4/27/2029	1700	0.2%	3.43	
Kemba FCU CD	248,932	5/29/2029	1732	0.2%	3.40	
Morgan Stanley CD	252,669	5/22/2029	1725	0.2%	3.43	
Morgan Stanley CD	252,669	5/22/2029	1725	0.2%	3.43	
Southern First CD	253,955	10/17/2028	1508	0.2%	3.02	
Tucson FCU CD	260,683	9/8/2028	1469	0.2%	3.02	
USAlliance FCU CD	154,866	6/28/2029	1762	0.1%	2.15	
Utah First CD	256,839	4/30/2029	1703	0.2%	3.45	
Negotiable Certificates of Deposit	3,205,659					3,205,659
US Treasury Note 2.625%	953,950	2/15/2029	1629	0.8%	12.24	
US Treasury Note 3.750%	999,880	12/31/2028	1583	0.8%	12.47	
US Treasury Note 4.000%	1,010,120	1/31/2029	1614	0.8%	12.84	
US Treasury	2,963,950					2,963,950
Burbank Glendale, CA	2,059,491	7/1/2029	1765	1.6%	28.63	
Municipal Bonds	2,059,491					2,059,491
						\$ 20,028,255
Total Investments	\$ 126,948,657			100%	594	\$ 126,948,657

Average Maturity in Days 594
Average Maturity in Years: 2

TREASURER'S REPORT

City of Upland - Successor Agency - Public Financing Authority

CA Government Code Section 53607

**For Period Ended
August 31, 2024**

Investment Name	CUSIP ID	Issue Date	Cost	Par Value	Market Value	Maturity Date
Sales & Maturities						
Bank Hope CD	062683HV2	5/12/2023	243,000.00	243,000.00	242,997.57	8/12/2024
Fed Natl Mortgage Assoc MTN	3134GYJC7	2/24/2023	1,250,000.00	1,250,000.00	1,249,462.50	2/24/2026
Federal Home Ln Bks DEB	3130AUX33	2/22/2023	599,100.00	600,000.00	599,556.00	2/22/2028
Freedom Northwest CD	356436AF2	1/19/2023	249,000.00	249,000.00	249,012.45	1/19/2028
Klamath Trinity, CA - 2021 B	498422JJ4	11/10/2021	15,075.00	15,000.00	14,743.50	8/1/2025
Klamath Trinity, CA - 2021 C	498422JN5	11/10/2021	25,100.00	25,000.00	24,997.25	8/1/2024
Sales & Maturities Subtotal			\$ 2,381,275.00	\$ 2,382,000.00	\$ 2,380,769.27	
Purchases						
Fed Natl Mortgage Assoc #BS5506	3140HVB60	8/1/2019	1,886,875.00	2,000,000.00	1,875,860.00	8/1/2029
Fed Natl Mortgage Assoc #BS1416	3140LBSE4	3/1/2021	594,825.00	660,000.00	594,547.80	3/1/2028
Purchases Subtotal			\$ 2,481,700.00	\$ 2,660,000.00	\$ 2,470,407.80	

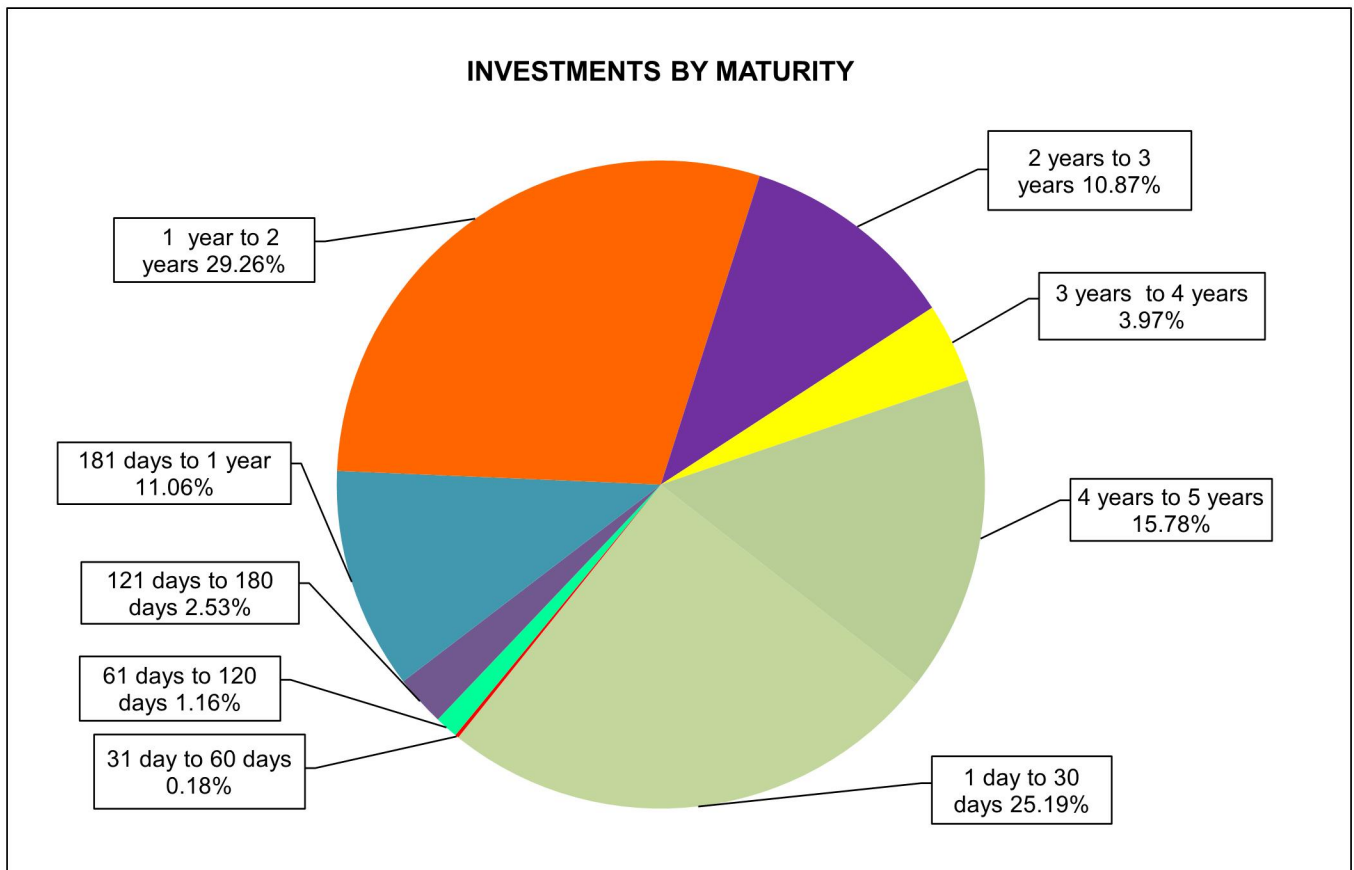
TREASURER'S REPORT

City of Upland - Successor Agency - Public Financing Authority

Maturities in Thousands of Dollars

**For Period Ended
August 31, 2024**

Investment Portfolio	1 day to 30 days	31 day to 60 days	61 days to 120 days	121 days to 180 days	181 days to 1 year	1 year to 2 years	2 years to 3 years	3 years to 4 years	4 years to 5 years
State Local Agency Investment Fund	1,274	-	-	-	-	-	-	-	-
California Asset Management Plan	23,584	-	-	-	-	-	-	-	-
Bank Accounts and Change Funds	3,278	-	-	-	-	-	-	-	-
Negotiable Certificates of Deposit	734	236	1,478	1,736	3,515	6,744	3,655	2,287	3,206
Government Securities	2,741	-	-	1,472	10,217	27,765	9,911	2,760	11,799
Money Market Fund	365	-	-	-	-	-	-	-	-
Municipal Bonds	-	-	-	-	305	1,209	-	-	2,059
US Treasury	-	-	-	-	-	1,427	230	-	2,964
Total Cash and Investments	31,975	236	1,478	3,208	14,036	37,145	13,796	5,046	20,028
Percentage	25.19%	0.18%	1.16%	2.53%	11.06%	29.26%	10.87%	3.97%	15.78%



TREASURER'S REPORT

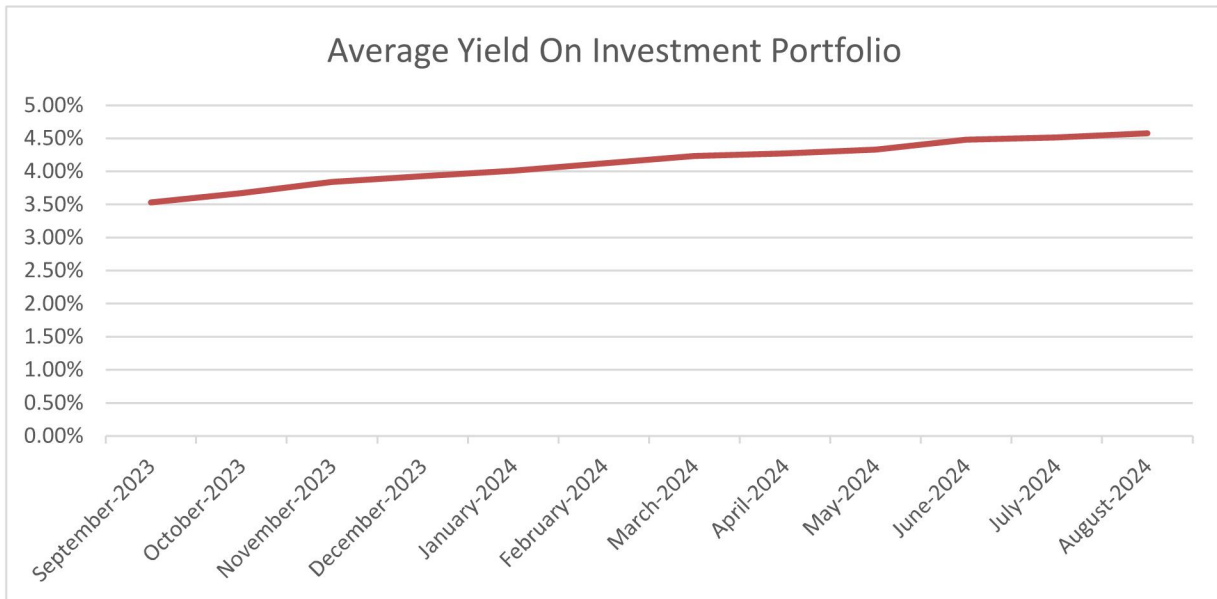
City of Upland - Successor Agency - Public Financing Authority
Bank Accounts and Change Funds

**For Period Ended
 August 31, 2024**

Account Name	Institution	Insured Deposits	Collateralized Deposits	Total Deposits
Petty Cash City of Upland	City of Upland	\$ -	\$ -	\$ 32,898
City of Upland Payroll Zero Balance Account	Chase	-	-	-
City of Upland Checking Account	Chase	250,000	2,957,948	3,207,948
City of Upland Utility & Credit Cards Account	Chase	36,983	-	36,983
City of Upland Successor Agency	Chase	-	-	-
Totals		\$ 286,983	\$ 2,957,948	\$ 3,277,829

TREASURER'S REPORT
 City of Upland - Successor Agency - Public Financing Authority
State Local Agency Investment Fund
For 12 Month Period Ended
August 31, 2024

Month	Yield
September-2023	3.53%
October-2023	3.67%
November-2023	3.84%
December-2023	3.93%
January-2024	4.01%
February-2024	4.12%
March-2024	4.23%
April-2024	4.27%
May-2024	4.33%
June-2024	4.48%
July-2024	4.52%
August-2024	4.58%



TREASURER'S REPORT

City of Upland - Successor Agency - Public Financing Authority

**Investment Summary
August 31, 2024**

	September-2023	October-2023	November-2023	December-2023	January-2024	February-2024	March-2024	April-2024	May-2024	June-2024	July-2024	August-2024
Investment Portfolio												
State Local Agency Investment Fund (LAIF)	3,065,740	1,115,944	1,118,938	6,112,217	6,140,634	10,179,928	8,165,694	5,738,513	1,228,815	1,218,471	1,270,702	1,273,693
California Asset Management Plan (CAMP)	30,511,128	30,655,126	30,795,733	30,940,951	31,086,004	31,221,545	31,366,454	35,511,736	35,667,423	37,319,358	25,471,211	23,583,738
Negotiable Certificates of Deposit	23,734,007	24,947,630	25,067,720	24,049,279	26,489,593	25,738,967	25,434,176	25,146,286	24,598,093	24,096,892	23,891,458	23,589,222
Money Market Fund	1,416,006	373,395	1,534,652	1,160,163	292,728	1,264,033	3,100,698	3,537,396	994,116	2,266,289	177,239	365,257
Municipal Bonds	1,494,993	1,497,169	1,510,198	1,524,299	1,534,972	1,529,703	1,533,303	1,527,597	1,531,768	1,533,372	3,587,504	3,573,166
Government Agency Securities	58,260,760	58,443,604	58,080,656	60,417,271	59,328,194	59,106,065	59,868,893	59,663,646	63,208,309	64,382,476	65,588,408	66,664,536
Corporate Bonds	-	-	-	-	-	-	-	-	-	-	-	-
US Treasury	1,573,238	1,576,070	1,595,435	1,614,818	1,619,928	1,610,845	4,512,223	4,446,395	4,485,273	4,513,773	4,582,538	4,621,215
Total Investments	\$ 120,055,871	\$ 118,608,939	\$ 119,703,332	\$ 125,818,997	\$ 126,492,053	\$ 130,651,085	\$ 133,981,439	\$ 135,571,569	\$ 131,713,797	\$ 135,330,631	\$ 124,569,059	\$ 123,670,828
Weighted Average Days to Maturity	563.07	559.72	559.72	506.90	491.11	459.24	483.70	461.83	471.80	499.32	572.63	593.57
Blended Yield:	3.01%	3.02%	3.02%	3.08%	3.05%	2.94%	3.14%	3.08%	3.02%	3.15%	3.07%	2.98%
Cash												
Bank Accounts and Change of Funds	4,661,508	4,719,830	7,043,740	7,158,488	8,280,241	7,286,941	5,023,019	5,167,174	13,970,016	8,130,947	7,113,239	3,277,829
Total Cash	\$ 4,661,508	\$ 4,719,830	\$ 7,043,740	\$ 7,158,488	\$ 8,280,241	\$ 7,286,941	\$ 5,023,019	\$ 5,167,174	\$ 13,970,016	\$ 8,130,947	\$ 7,113,239	\$ 3,277,829
Total Cash and Investments	\$ 124,717,379	\$ 123,328,768	\$ 126,747,072	\$ 132,977,485	\$ 134,772,294	\$ 137,938,026	\$ 139,004,459	\$ 140,738,742	\$ 145,683,813	\$ 143,461,577	\$ 131,682,298	\$ 126,948,657
PARS Investment Portfolio												
115 Trust-OPEB Investment	1,717,318	1,722,469	1,722,469	1,872,738	1,877,569	1,898,632	1,936,964	2,184,493	2,247,348	2,272,555	2,321,327	2,360,733
115 Trust-Pension Investment	4,370,416	4,432,144	4,432,144	4,729,333	4,746,692	4,775,020	4,855,290	7,104,472	7,289,805	7,376,442	7,533,336	8,330,830
Total Restricted Funds Held in Trust	\$ 6,087,734	\$ 6,154,613	\$ 6,154,613	\$ 6,602,071	\$ 6,624,260	\$ 6,673,652	\$ 6,792,254	\$ 9,288,965	\$ 9,537,153	\$ 9,648,997	\$ 9,854,664	\$ 10,691,564
Benchmarks:												
LAIF	3.53%	3.67%	3.67%	3.93%	4.01%	4.12%	4.23%	4.27%	4.33%	4.48%	4.52%	4.58%
CAMP	5.55%	5.56%	5.42%	5.55%	5.54%	5.50%	5.50%	5.45%	5.43%	5.44%	5.44%	5.42%
2yr U.S. Treasury	5.03%	4.95%	4.73%	4.23%	4.27%	4.64%	4.59%	5.04%	4.82%	4.71%	4.29%	3.91%
5yr U.S. Treasury	4.60%	4.67%	4.31%	3.84%	3.91%	4.26%	4.21%	4.72%	4.42%	4.33%	3.97%	3.71%
Restricted Funds with Fiscal Agent												
Wtr Sys Lease Rev Ref Bonds 2011	-	-	-	-	-	-	-	-	-	-	-	-
Wtr Revenue Bonds 2022	16,509,197	15,501,173	15,501,239	15,501,303	15,501,369	15,501,435	15,636,280	15,501,562	15,501,626	15,501,692	15,501,755	15,501,821
Wtr Sys Lease Rev Ref Bonds 2021	73,960	25	25	25	25	25	48,773	0	-	-	-	-
Successor Agency TAN 2013 / TAN 2016- Me	10	10	10	10	10	223,344	0	0	-	-	-	2,618,344
Colonies CFD Area #1 2012	-	-	-	-	-	-	-	-	-	-	-	-
Colonies CFD Area #1 2022	585,586	585,588	585,591	585,593	585,595	1,311,297	1,122,204	1,122,209	1,122,212	1,122,216	1,122,219	1,497,100
Colonies CFD Area #2 2015	1,526,950	1,526,956	1,526,958	1,526,969	1,526,975	2,236,488	2,010,387	2,010,393	2,010,404	2,010,413	2,010,421	2,429,242
Upland 54 CFD 2004	166,186	166,187	166,188	166,188	166,188	231,819	203,448	203,449	203,449	203,449	203,450	226,002
Sycamore Hills CFD 2015-1	737,752	737,756	737,759	737,762	737,762	1,006,794	824,056	824,059	824,060	824,061	824,062	1,115,102
Harvest at Upland CFD 2016-1 Area #1	571,804	574,056	576,398	578,670	581,045	912,960	743,629	746,634	749,547	752,572	755,509	914,107
Harvest at Upland CFD 2016-1 Area #2	2,289,308	2,289,318	2,289,328	2,289,337	2,289,347	2,583,777	2,435,366	2,435,384	2,435,384	2,435,392	2,435,400	2,568,647
	3,992,422	4,007,837	4,023,801	4,039,244	4,055,265	4,145,681	4,062,915	4,078,970	4,094,517	4,110,632	4,126,259	4,160,128
Sycamore Hills CFD 2015-1-2	765,827	765,830	765,833	765,836	765,840	1,049,013	848,106	848,109	848,111	848,101	848,113	1,135,802
Total Restricted Funds	\$ 27,219,003	\$ 26,154,735	\$ 26,173,129	\$ 26,190,936	\$ 26,209,421	\$ 29,202,632	\$ 27,935,164	\$ 27,770,761	\$ 27,789,310	\$ 27,808,528	\$ 27,827,188	\$ 32,166,295